

### Error #8

### Short-circuit in the left conveyor/pickup unit

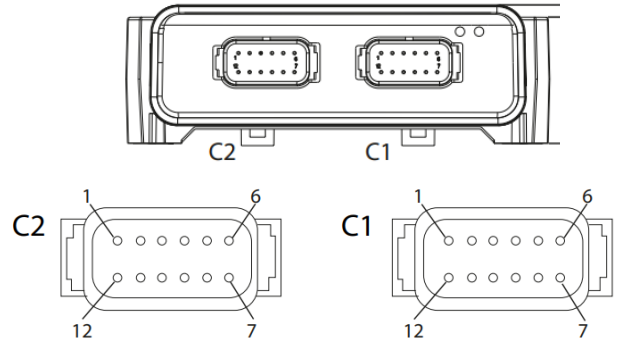
#### MC024 – C2P03 - Function



Identification of the controller in problem

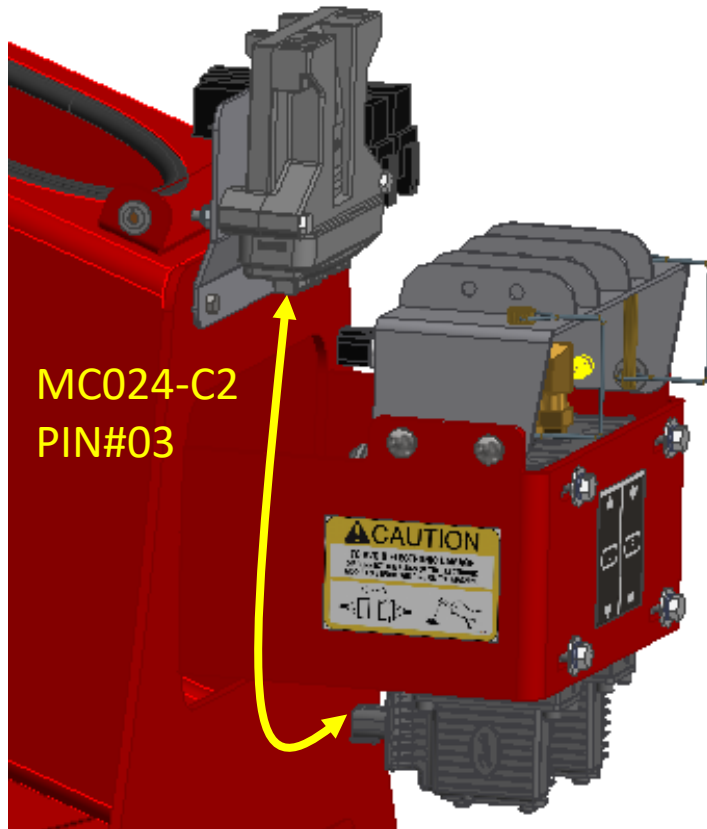
Identification of the PIN # on the controller where the wire start from

Identification of the sensor or coil's valve section where the wire go to



Error #8 means that there is a short-circuit between the controller and the solenoid valves of the "left conveyor".

Inspect the wire from pin #03 of the MC024 controller's C2 connector until solenoid valve "left conveyor" located as below illustration. If the wire is damaged, replace or fix it.



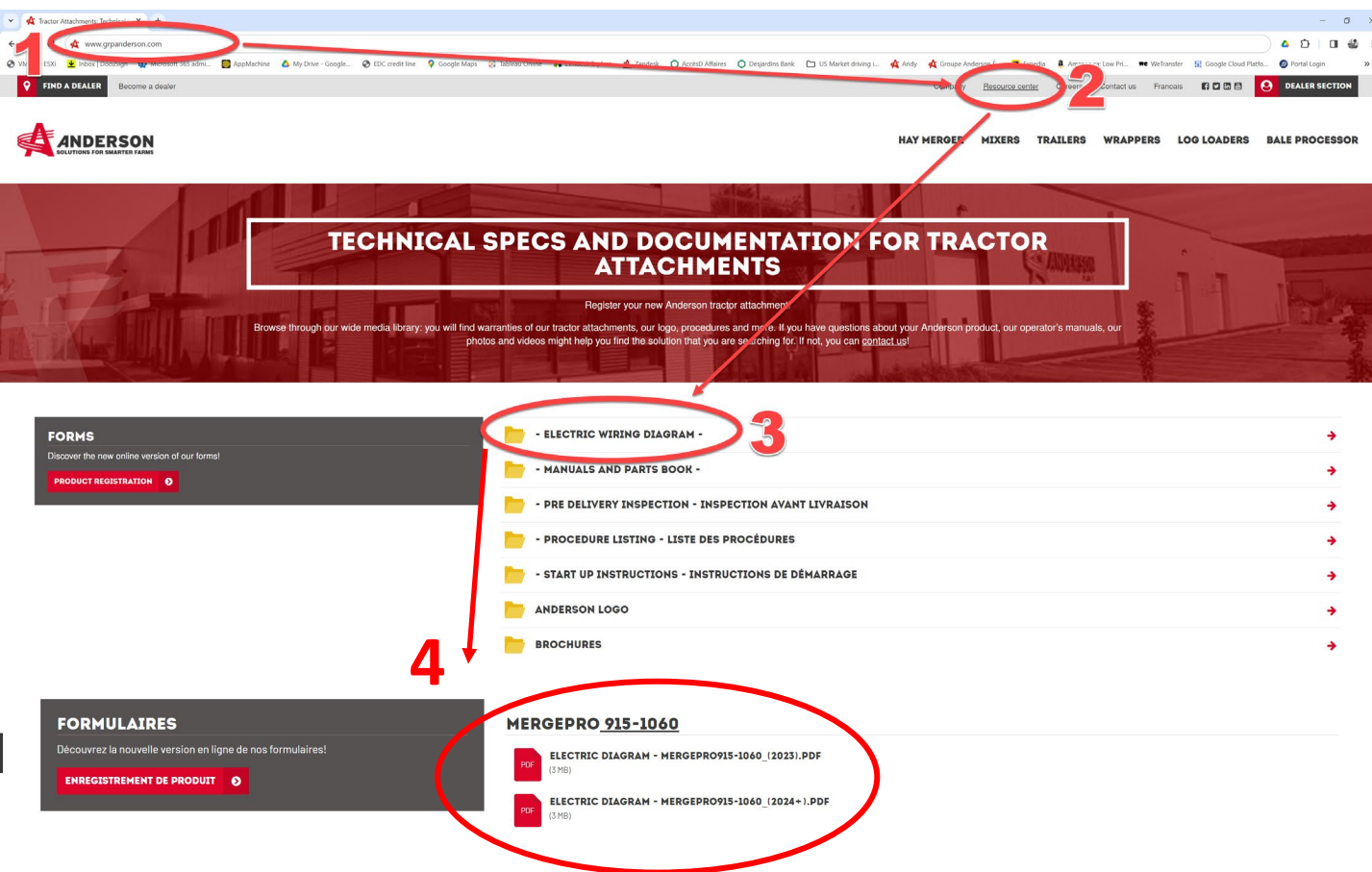
# ELECTRICAL DIAGRAM

For more details, consult the electrical diagram of the machine:

- 1- Go to [www.grpanderson.com](http://www.grpanderson.com)
- 2- Click on Resource Center
- 3- Select the folder – Electric Wiring Diagram –
- 4- Select the folder associated with your machine – Mergepro 915-1060 –

Or follow the link below :

<https://grpanderson.com/en/resource-center/?section=2-Public%20section/-%20Electric%20wiring%20diagram%20->



The screenshot shows the Anderson website interface. The browser address bar shows [www.grpanderson.com](http://www.grpanderson.com). The navigation menu includes: HAY MERGE, MIXERS, TRAILERS, WRAPPERS, LOG LOADERS, BALE PROCESSOR. The main heading is "TECHNICAL SPECS AND DOCUMENTATION FOR TRACTOR ATTACHMENTS". Below this, there is a list of categories with red arrows pointing to the right:

- ELECTRIC WIRING DIAGRAM -
- MANUALS AND PARTS BOOK -
- PRE DELIVERY INSPECTION - INSPECTION AVANT LIVRAISON
- PROCEDURE LISTING - LISTE DES PROCÉDURES
- START UP INSTRUCTIONS - INSTRUCTIONS DE DÉMARRAGE
- ANDERSON LOGO
- BROCHURES

The "MERGEPRO 915-1060" section is highlighted, showing two PDF files:

- ELECTRIC DIAGRAM - MERGEPRO915-1060\_(2023).PDF (3.7MB)
- ELECTRIC DIAGRAM - MERGEPRO915-1060\_(2024+).PDF (3.7MB)

TROUVER UN CONCESSIONNAIRE

SECTION DOCUMENTATION

ACCÉDER À L'ESPACE CONCESSIONNAIRE