

Error #10

Short-circuit on the right conveyor/pickup unit

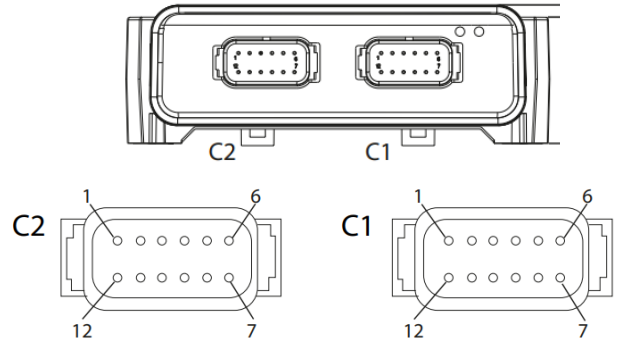
MC024 – C2P04 - Function



Identification of the controller in problem

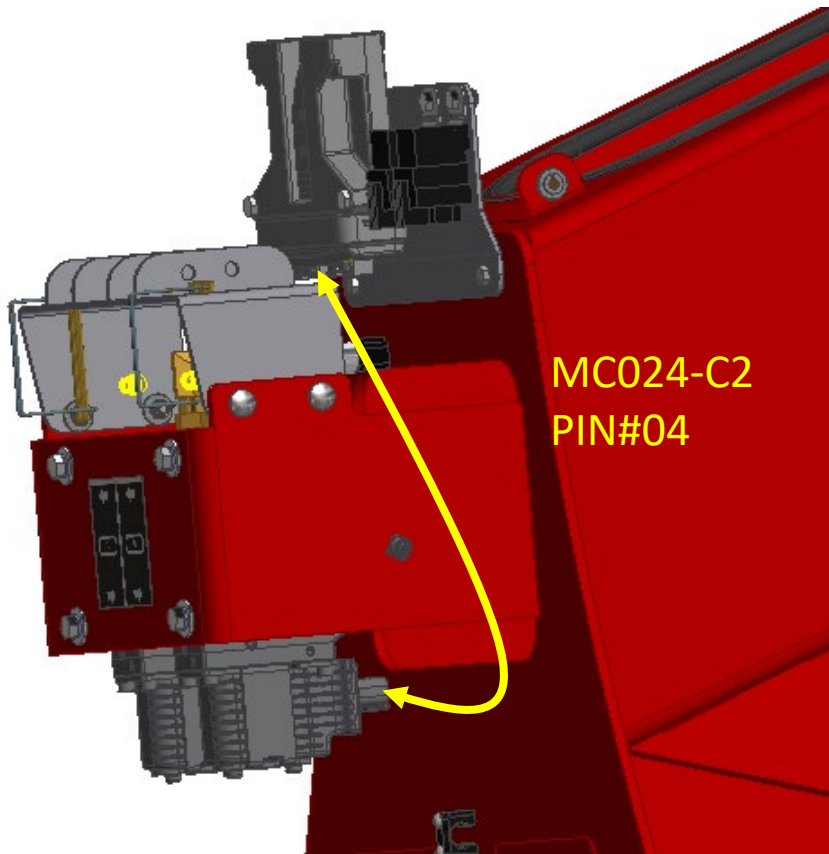
Identification of the PIN # on the controller where the wire start from

Identification of the sensor or coil's valve section where the wire go to



Error #10 means that you are experiencing a short-circuit between the controller and the solenoid valves of the “right conveyor”.

Inspect the wire from pin #04 of the MC024 controller’s C2 connector until solenoid valve “right” conveyor” located as below illustration. If the wire is damaged, replace of fix it.



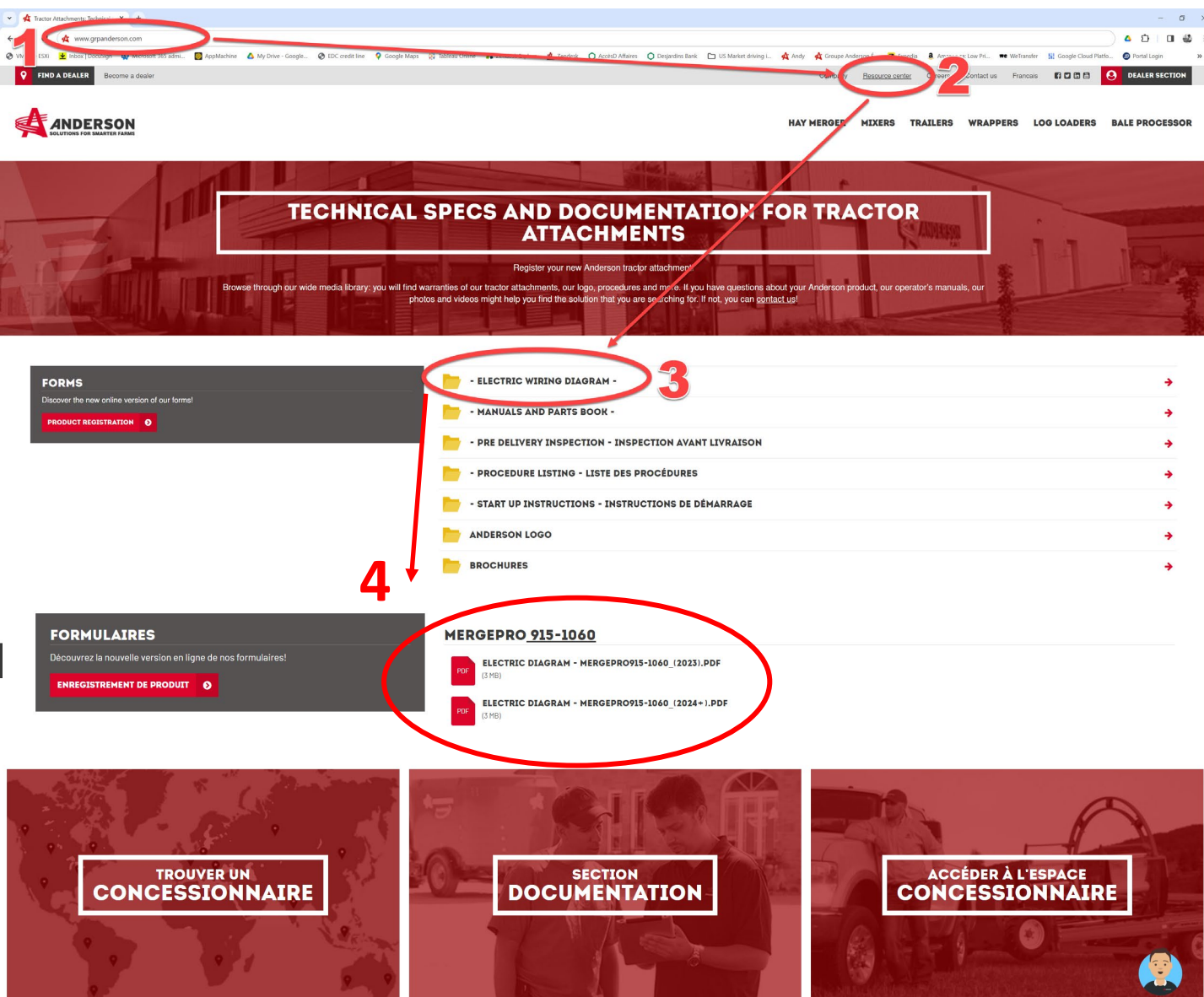
ELECTRICAL DIAGRAM

For more details, consult the electrical diagram of the machine:

- 1- Go to www.grpanderson.com
- 2- Click on Resource Center
- 3- Select the folder – Electric Wiring Diagram –
- 4- Select the folder associated with your machine – Mergepro 915-1060 –

Or follow the link below :

<https://grpanderson.com/en/resource-center/?section=2-Public%20section/-%20Electric%20wiring%20diagram%20->



1- www.grpanderson.com

2- Resource center

3- - ELECTRIC WIRING DIAGRAM -

4- MERGEPRO 915-1060

FORMS
Discover the new online version of our forms!
PRODUCT REGISTRATION

FORMULAIRES
Découvrez la nouvelle version en ligne de nos formulaires!
ENREGISTREMENT DE PRODUIT

MERGEPRO 915-1060

- ELECTRIC DIAGRAM - MERGEPRO915-1060_(2023).PDF (3.7iB)
- ELECTRIC DIAGRAM - MERGEPRO915-1060_(2024+).PDF (3.7iB)

TROUVER UN CONCESSIONNAIRE

SECTION DOCUMENTATION

ACCÉDER À L'ESPACE CONCESSIONNAIRE