

## Error #13 and #14

### Electrical issue on the right lift/translate

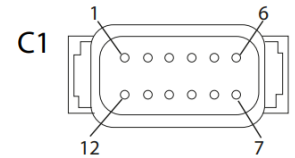
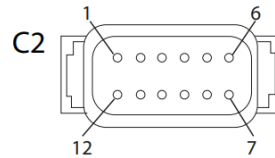
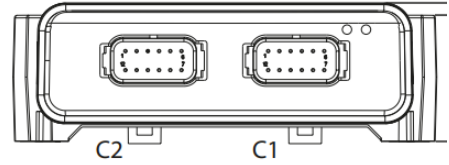
#### MC024 – C2P07 - Function



Identification of the controller in problem

Identification of the PIN # on the controller where the wire start from

Identification of the sensor or coil's valve section where the wire go to

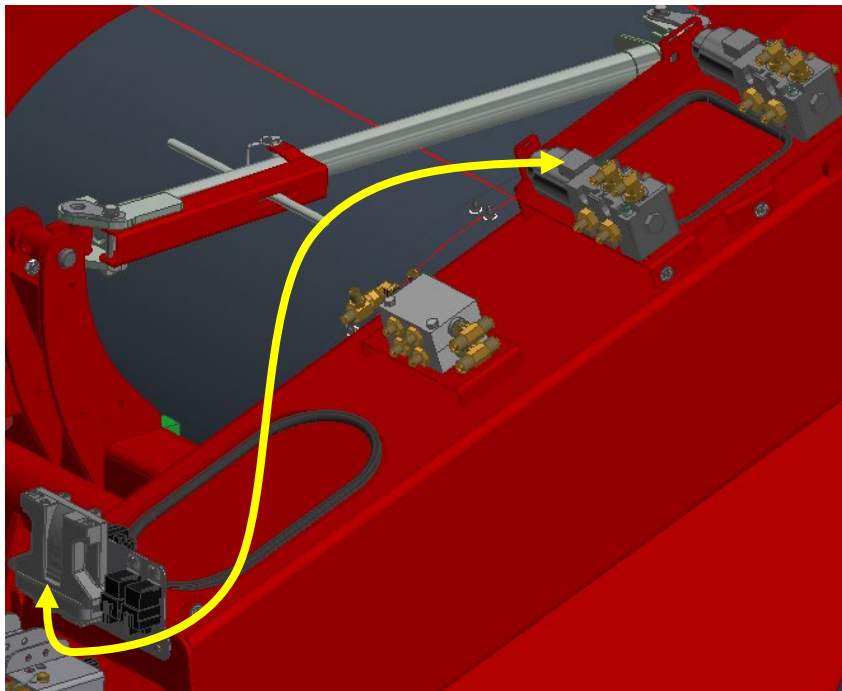


Errors #13 and #14 mean that there is a continuity issue between the selector coil and the controller.

Inspect the wire from pin #07 of the MC024 controller's C2 connector until the coil of the selector valve "right lift/translate" located as below illustration. Here are the two possibilities:

- Error #13: Open Circuit means that the wire is cut between the coil and of the selector valve and the controller.
- Error #14: Short-circuit means that the wire is grounded between the coil and of the selector valve and the controller.

Replace or fix the wire as needed.



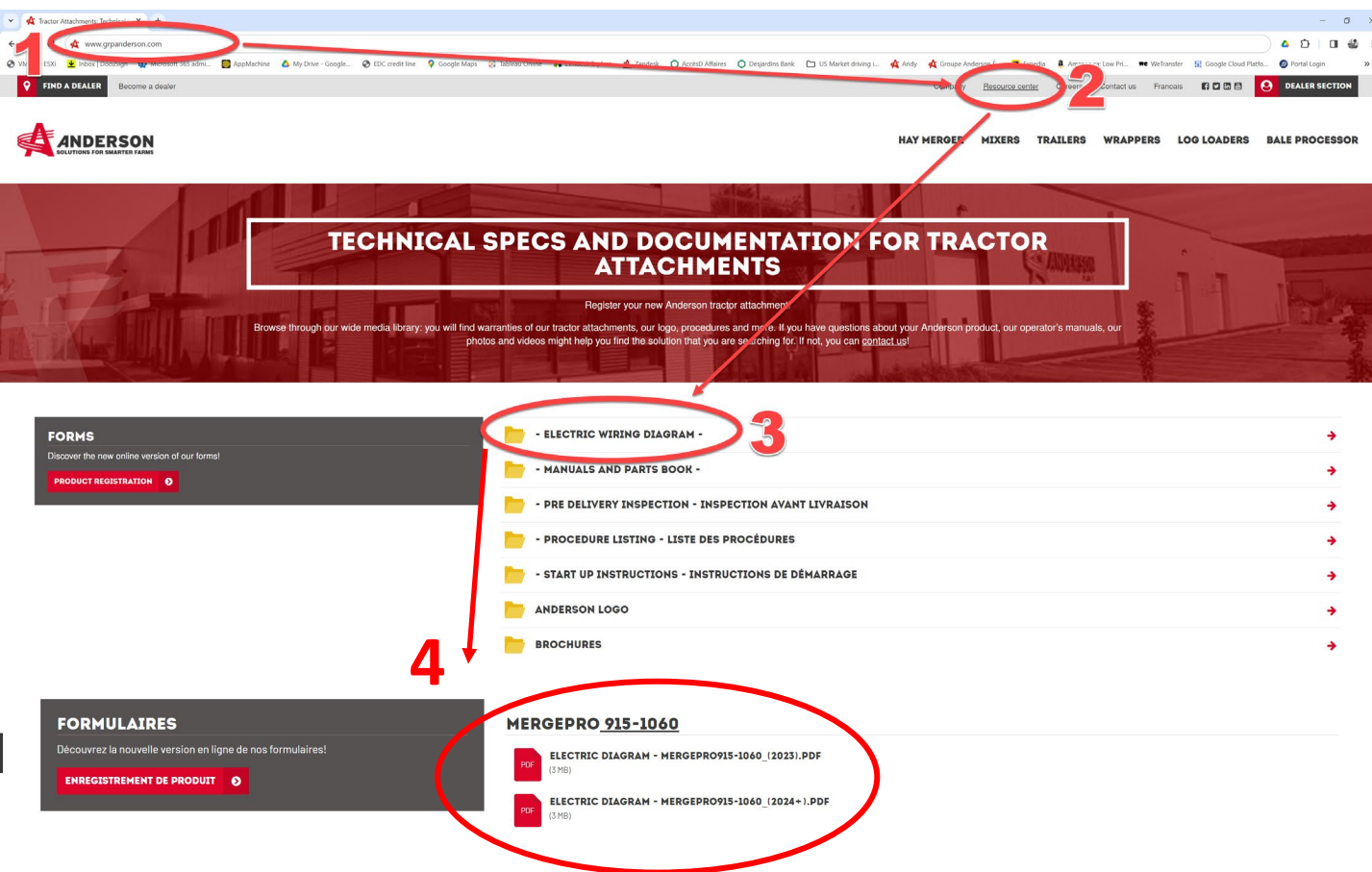
# ELECTRICAL DIAGRAM

For more details, consult the electrical diagram of the machine:

- 1- Go to [www.grpanderson.com](http://www.grpanderson.com)
- 2- Click on Resource Center
- 3- Select the folder – Electric Wiring Diagram –
- 4- Select the folder associated with your machine – Mergepro 915-1060 –

Or follow the link below :

<https://grpanderson.com/en/resource-center/?section=2-Public%20section/-%20Electric%20wiring%20diagram%20->



The screenshot shows the Anderson website interface. The browser address bar shows [www.grpanderson.com](http://www.grpanderson.com). The navigation menu includes: FIND A DEALER, Become a dealer, Resource center, Contact us, Français, and DEALER SECTION. The main header features: HAY MERGEL, MIXERS, TRAILERS, WRAPPERS, LOG LOADERS, and BALE PROCESSOR. The main content area is titled "TECHNICAL SPECS AND DOCUMENTATION FOR TRACTOR ATTACHMENTS" and includes a registration prompt. Below this, there are sections for "FORMS" and "FORMULAIRES". The "FORMS" section lists several categories with right-pointing arrows: - ELECTRIC WIRING DIAGRAM - (circled with a red circle and labeled '3'), - MANUALS AND PARTS BOOK -, - PRE DELIVERY INSPECTION - INSPECTION AVANT LIVRAISON, - PROCEDURE LISTING - LISTE DES PROCÉDURES, - START UP INSTRUCTIONS - INSTRUCTIONS DE DÉMARRAGE, ANDERSON LOGO, and BROCHURES. The "FORMULAIRES" section lists "MERGEPRO 915-1060" with two PDF links: "ELECTRIC DIAGRAM - MERGEPRO915-1060\_(2023).PDF" and "ELECTRIC DIAGRAM - MERGEPRO915-1060\_(2024+).PDF" (both circled with a red circle and labeled '4').

TROUVER UN  
CONCESSIONNAIRE

SECTION  
DOCUMENTATION

ACCÉDER À L'ESPACE  
CONCESSIONNAIRE