

## INSPECT OIL LEVEL

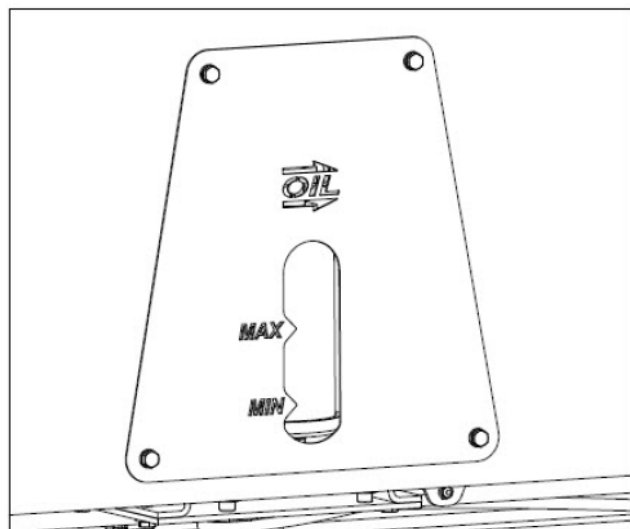
Inspection of the oil on the planetary should be done daily. First change of oil should be done after 100 hours of use and then every 500 hours. Anderson recommends using ISO 220 oil.

### To fill the planetary:

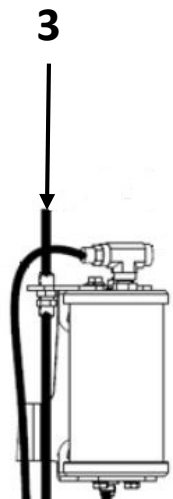
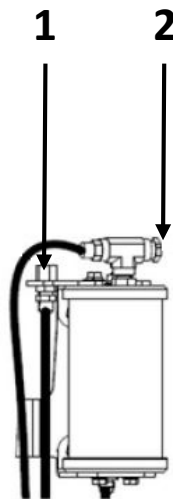
- 1- Remove the caps (picture B #1 and #2)
- 2- Connect the pup hose to the hose (picture B #3) and attach it with a clamp.
- 3- Put oil into the tank until it reaches the MIN level (picture A) and wait for the oil level to stabilize (approx. 10mins)
- 4- Put oil through the cap (picture B #3) so oil level is approximately at 1.25 inch from the bottom of the tank, and put caps back on.

### To drain the planetary:

- 1- Unscrew the caps (#1 and #2 in picture B) to let air in.
- 2- Unscrew the drain plug underneath the planetary.
- 3- Collect the oil in a leak-proof container.
- 4- Apply new Teflon tape and put the drain plug back in.



**A**



**B**